

HERO QUEST



Balgast Chronicles - The Awakening
INSTRUCTION
BOOKLET

New Tiles and Quest Map Symbols

Iron Entrance Door

This iron door is placed on the edge of the gameboard. Heroes line up outside the iron door to begin the Quest.



Wooden Exit Door

This special wooden door is used to exit the gameboard in the end of a Quest.



Locked Door

This door cannot be opened.




Stone Doorway

This Stone Doorways opens like a normal door.



Cell Door

The cell door requires a key to be opened.




Cell Bars


The Heroes can see through the cell bars.



Cell 1



Cell 2



Bush Line



Outdoor Tile

